

GRX Tooth Build-Up Templates

Properly maintaining demolition attachment teeth maximizes performance and optimizes the life of replacement parts. As teeth become worn, they need to be rotated, built-up or replaced.

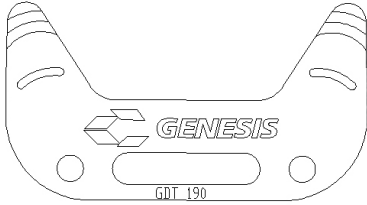
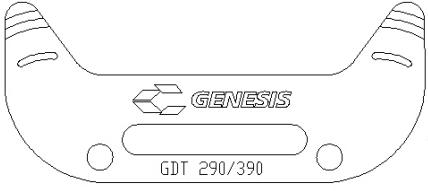
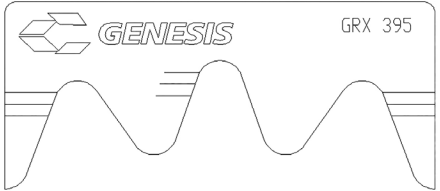
To help customers determine and monitor how far processor teeth have worn from their original shape, Genesis has created tooth build-up templates.

Each template is sized and formed to that tooth's original shape and features three lines that indicate wear level. Simply place the template over the tooth to determine the amount of wear and build-up required or if replacement is needed.



Line 1	½" wear - schedule maintenance to flip or rotate in jaw
Line 2	1" wear - flip, rotate in jaw or build up
Line 3	1½" wear - replace, if all points are worn on flippable teeth

Contact your local Genesis dealer or the Genesis Parts Department to order.

Model	Part Number	Template
195 & 295	9102985	
395	9102930	
	9103747	
	9103748	