



GENESIS[®]

The Promise of Performance.

POWER



INNOVATION



PRODUCTIVITY



888-SHEAR-IT

PERFORMANCE: MORE THAN JUST A WORD


We understand that to be the best in the world you have to do more than say you're the best. You have to prove it every day. That's why, at Genesis, performance isn't a figure of speech, it's a promise. Our dedication to quality governs every facet of our organization—from manufacturing and sales to service.

We do all of this with one thing in mind: our customer. You have our word on it.

XP MOBILE SHEAR (GXP)



12 sizes
5,000 – 54,000 lbs.
Available with or
without 360° rotation
Fits excavators: 25,000 - 500,000 lbs.



Superior to
hardsurfacing
Extends shear life
Reduces downtime
and expense
Improves productivity
Available on new
and for existing
XP Series shears

VERSI PRO 07 (GVP 07)




360° rotation standard
Shear, Wire Cutter, Cracker
& Grapple quick-change jaw sets
Fits excavators: 12,000 - 16,000 lbs.
Fits skid steers: 7,000 lbs. and up

VERSI PRO 15 (GVP 15)



Shear & Cracker
quick-change jaw sets
360° rotation standard
Fits excavators: 28,000 lbs. and up

DEMO PRO PROCESSOR (GDP)



4 sizes
360° rotation standard
Fits excavators:
25,000 - 150,000 lbs.

SCRAP GRAPPLE (GSG)



5 sizes
.75 yd³ – 2 yd³
Multiple tine
and spade styles
Heavy-duty
guarding system
Fits material handlers:
44,000 - 200,000 lbs.

SEVERE-DUTY GRAPPLE (GSD)



9 sizes
Long-term durability
High strength
and lightweight
Fits excavators:
10,000 - 280,000 lbs.

CYCLONE (GC)



2 sizes
Available with
or without
manual rotation
Fits excavators:
70,000 - 120,000 lbs.

CONCRETE PROCESSOR (GCP)



2 sizes
Available with or
without 360° rotation
Fits excavators:
45,000 - 110,000 lbs.

LOGIX PROCESSOR (LXP)




4 sizes
Shear, Cracker &
Pulverizer quick-change
jaw sets
360° rotation standard
Fits excavators:
20,000 - 150,000 lbs.

DEMOLITION RECYCLER (GDR)



3 sizes
3,450 – 7,900 lbs.
360° rotation standard
Fits excavators: 28,000 - 85,000 lbs.

POWER Series LINKAGE TOOLS



Stiff Arm & Mounting Pad included



LINKAGE SHEAR (GLS)

3 sizes
Fits excavators:
40,000 - 110,000 lbs.

REBAR SHEAR (GRS)

2 sizes
Fits excavators:
65,000 - 110,000 lbs.



MECHANICAL PULVERIZER (GMP)

4 sizes
Fits excavators:
40,000 - 150,000 lbs.

CONCRETE CRACKER (GCC)

3 sizes
Fits excavators:
40,000 - 110,000 lbs.



ONLINE INFORMATION APPLICATION VIDEOS



Learn more about the advanced features of Genesis attachments, download complete specs, see our new and used inventory and more at:

genesisattachments.com

See Genesis products in action and share your comments at our YouTube channel:


youtube.com/genesisattachmentswi

TECHNICAL SERVICE TRAINING



We offer our customers free technical service training at our facilities in Superior, WI. Operators love it because they learn every aspect of the equipment from the ground up—from how it's engineered and built to how to best use it and keep it in service. Owners love it because they learn how to squeeze every dime from their Genesis product—how to work it most productively and how to keep it working. You've purchased the best product on the market. We want you to use it to its fullest potential.

REBUILD SERVICES



Not ready for a new attachment? With Rebuild Services, Genesis will extend the life of your worn out attachment by bringing it back to factory specs. We replace, rebuild and repair components and support rebuilt Genesis attachments with a comprehensive six-month warranty. Three-month coverage on competitive attachments. Good as new.

EXCAVATOR SERVICES

Your time is valuable. Why not let us take the headache out of the buying process? The Genesis Excavator Turnkey Package Program is one-stop shopping. We've already acquired, serviced and customized a variety of excavators, so based upon your specific needs and applications, we'll marry one with just the right new or rebuilt attachment and provide the entire ready-to-work package at a very competitive price. We can even help you secure a lease or financing.

PARTS



Time is money. Downtime costs you money. That's why our Parts Department is dedicated to providing the best possible customer service and supplying the highest quality, longest lasting and genuine Genesis blades and replacement parts. Whether it's for inventory, maintenance or emergency shipments, we are here when you need us.

CUSTOMER SERVICE



Some people call it technical service. Some call it customer support. We just want you to call us. Come to us with any difficulty, problem or preventative maintenance questions you may have. Any question that keeps your attachment performing and making you money is important to us. So call, e-mail or text us, or send photos. And if we can't solve your problem that way, we can provide on-site technical support or maintenance at our manufacturing facilities in Superior, WI. Whatever the problem, whatever you need, we'll have a solution.

Genesis is a global leader in the design and manufacture of high-quality excavator attachments for the scrap processing, demolition and material handling industries.



World Headquarters

1000 Genesis Drive, Superior, WI 54880 USA
Tel: 888-SHEAR-IT (743-2748) • 715.395.5252

Fax: 715.395.5255

info@genesisattachments.com

genesisattachments.com

Europe

Genesis GmbH

Alpenstrasse 71

D-87700 Memmingen, Germany

Tel: +49 83 31 9 25 98 0

Fax: +49 83 31 9 25 98 80

info@genesis-europe.com

genesis-europe.com

Asia Pacific Sales Office

24 Upper Serangoon View #12-28

Singapore 534205

Tel: +65 9673 9730

tchoo@paladinbrands.com



GENESIS®

The Promise of Performance.



PALADIN.

Genesis is a division of Paladin.

For more information about Paladin, visit paladinbrands.com

All Genesis attachments are covered by a 12-month, 1,500-hour (whichever occurs first) warranty. Genesis reserves the right to continually make product improvements designed to positively enhance performance.

© 2011 Genesis Attachments, LLC